



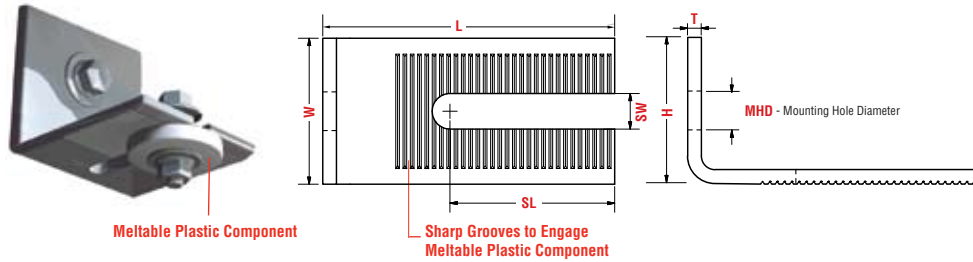
**FERO**

# BREAK-AWAY FIRE-RELEASE CONNECTORS SPECIFICATIONS AND ORDERING

**When ordering please forward the following specifications from the structural designer:**

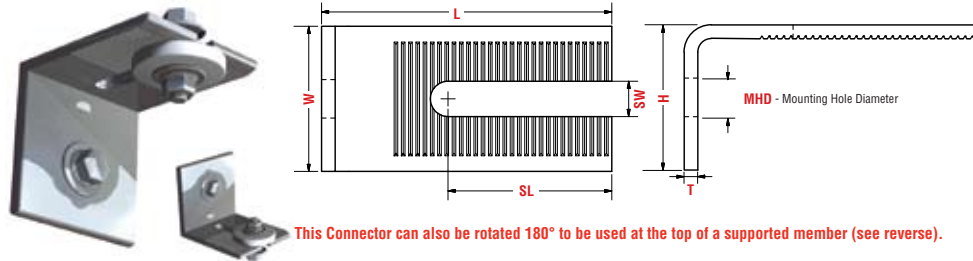
\*Material thickness available - 1/4" (6.35mm), 1/2" (12.7mm) & 5/8" (16mm). If specifying Custom Connectors - use the column provided. For load bearing, adjust the width\*\* to accommodate your load requirements.

## Standard Connector for Lateral Support



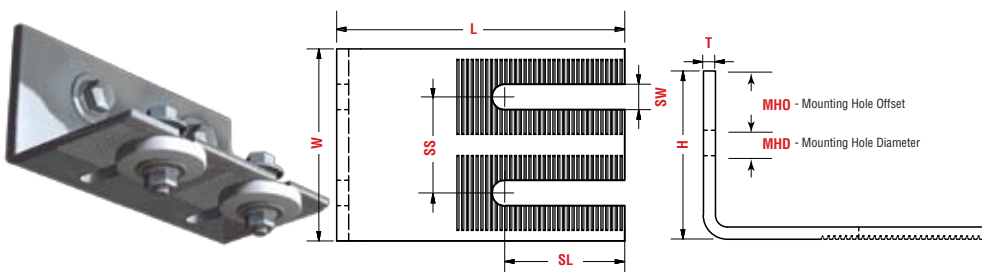
Dimension	Inch	Custom
L - Length		
W - Width	2"	
H - Height	2"	
T - Thickness*		
SL - Slot Length		
SW - Slot Width	0.29"	
MHD -	0.29"	
<b>Order Quantity</b>		

## Inverted Connector for Lateral Support



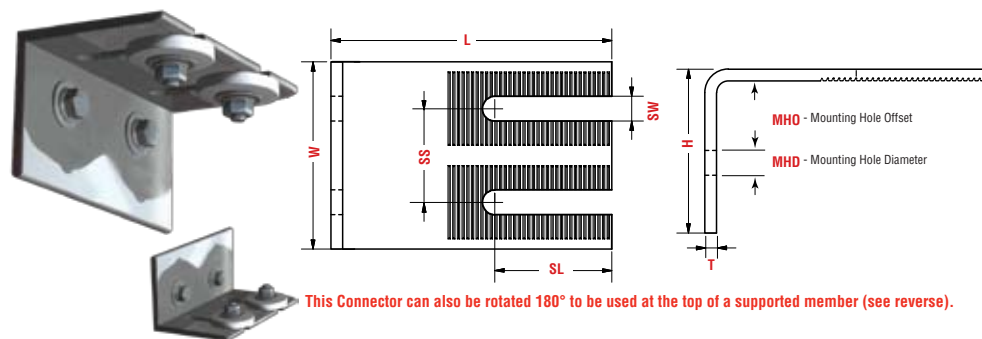
Dimension	Inch	Custom
L - Length		
W - Width	2"	
H - Height	2"	
T - Thickness*		
SL - Slot Length		
SW - Slot Width	0.29"	
MHD -	0.29"	
<b>Order Quantity</b>		

## Dual Load Bearing Connector




Dimension	Inch
L - Length	
W - Width**	
H - Height	
T - Thickness*	
SL - Slot Length	
SW - Slot Width	
SS - Slot Separation	
MHO - Mounting Hole Offset	
MHD - Mounting Hole Diameter	
<b>Order Quantity</b>	

## Dual Inverted Load Bearing Connector



Dimension	Inch
L - Length	
W - Width**	
H - Height	
T - Thickness*	
SL - Slot Length	
SW - Slot Width	
SS - Slot Separation	
MHO - Mounting Hole Offset	
MHD - Mounting Hole Diameter	
<b>Order Quantity</b>	

SEE REVERSE FOR ADDITIONAL TECHNICAL INFORMATION



Fero Break-Away Fire Release Connectors can be rotated to add additional connection/support at the top of beams or other locations under the following conditions: 1) The meltable washer must be exposed to the heat source, and 2) the washer must be in full contact with the grooves on the connector.

**For Toll Free Technical Support call: 1-877-703-4463**

